

# **MOS Special Purpose Logic – Communciation Total – WW & Regions**

## **CONTENTS:**

- 1. Worldwide Shipments - \$ & Units**
- 2. Worldwide Growth Rate - \$ vs Units**
- 3. Regions Shipments - \$**
- 4. Regions Growth Rate - \$**
- 5. Worldwide ASP**
- 6. Table – Current Stats & Growth Rates**

*Market data analysis based on WSTS data.*

Finer Granularity Sub-Categories Available

- Fee-Based -

See following page for more information

**Market Statistics #62.3**

## **Fee-Based**

### **MOS Special Purpose Logic, Communication Sub-Categories:**

- 62.3.1. Wireless Communication Cellular Phone**
- 62.3.2. Wireless Communication Infrastructure**
- 62.3.3. Wireless Communication Short Range**
- 62.3.4. Wireless Communication All Other**
- 62.3.5. Wired Communication**

Sub-Categories include Worldwide \$, Units and ASP.

**Annual Fee: \$200 per Sub-Category**

---

### **Also available for MOS Special Purpose Logic:**

#### **62.1. Consumer**

- 62.1.1. Audio/Video**
- 62.1.2. Other Consumer**

#### **62.2. Computer & Peripherals**

- 62.2.1. Computer Systems**
- 62.2.2. Storage**
- 62.2.3. Other Peripherals**

#### **62.4 Automotive**

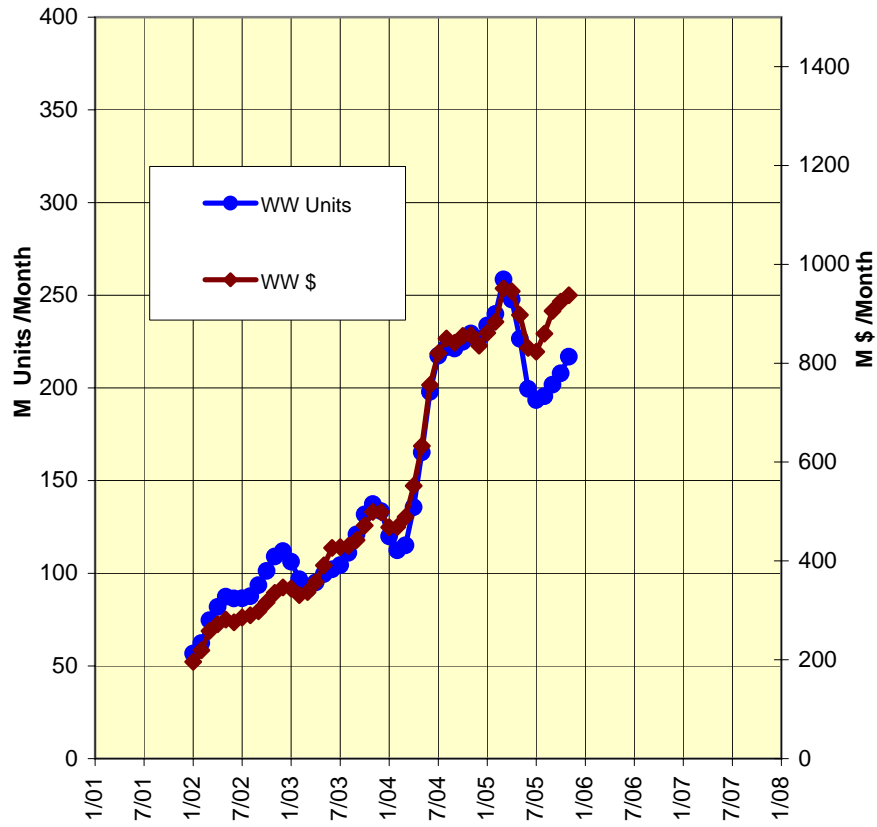
#### **62.5. Multipurpose & Other**

---

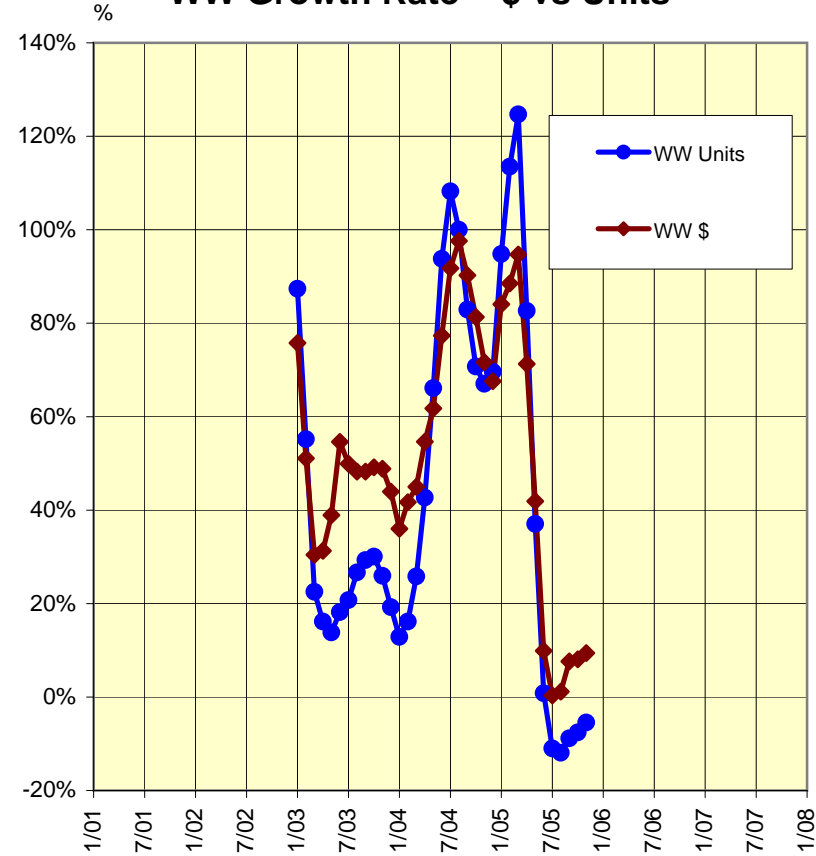
### **Also available for "Communication" in the Following IC Segments**

- 42.3 Application Specific Analog**
- 50.2 MOS MCU**
- 50.3 MOS Digital Signal Processor**
- 61.4 MOS Standard Cells And FPLDS**
- 80. Aggregate of all IC Segments**

### 1. MOS Special Purpose Logic, Communication WW Shipments - \$ & Units

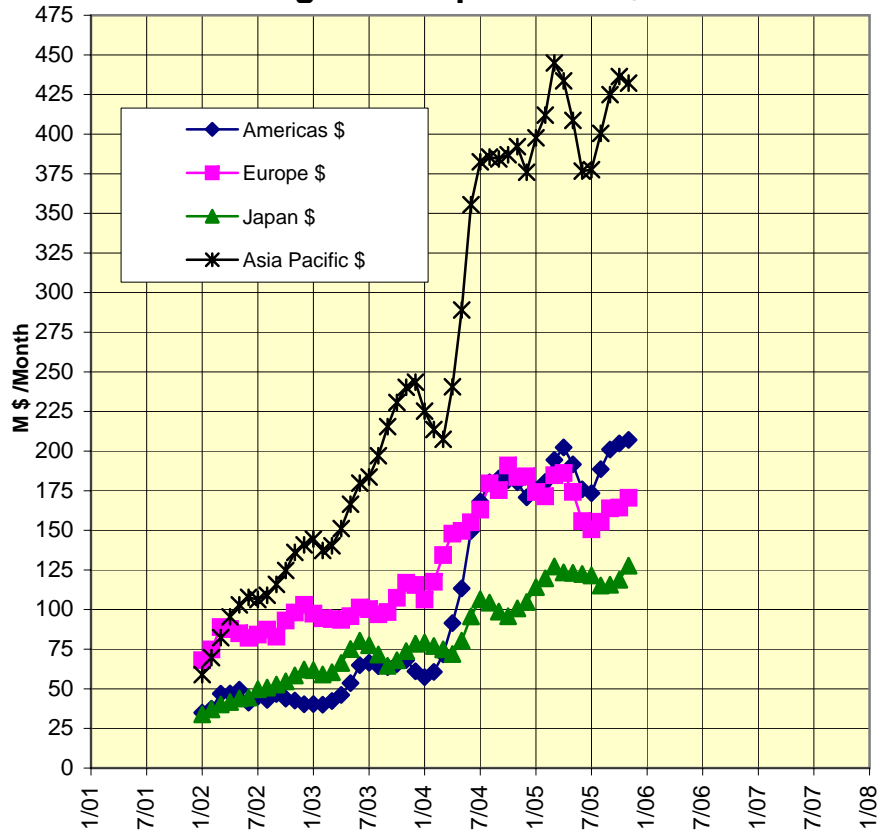


### 2. MOS Special Purpose Logic, Communication WW Growth Rate - \$ vs Units

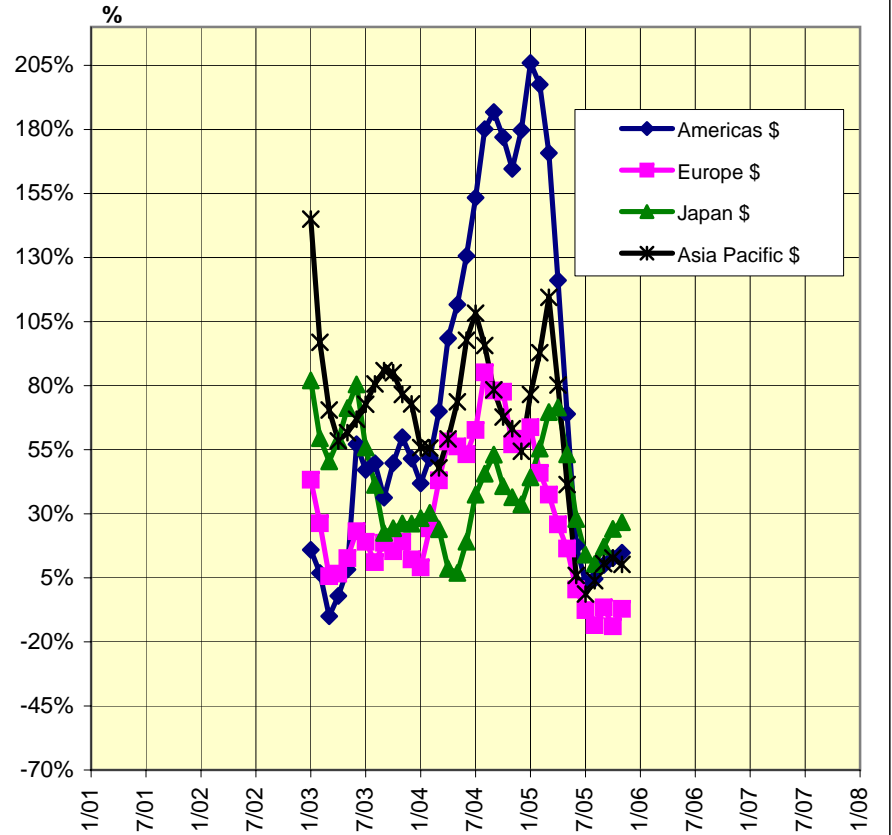


Source: Analyses by Advanced Forecasting Inc.

### 3. MOS Special Purpose Logic, Communication Regions Shipments - \$

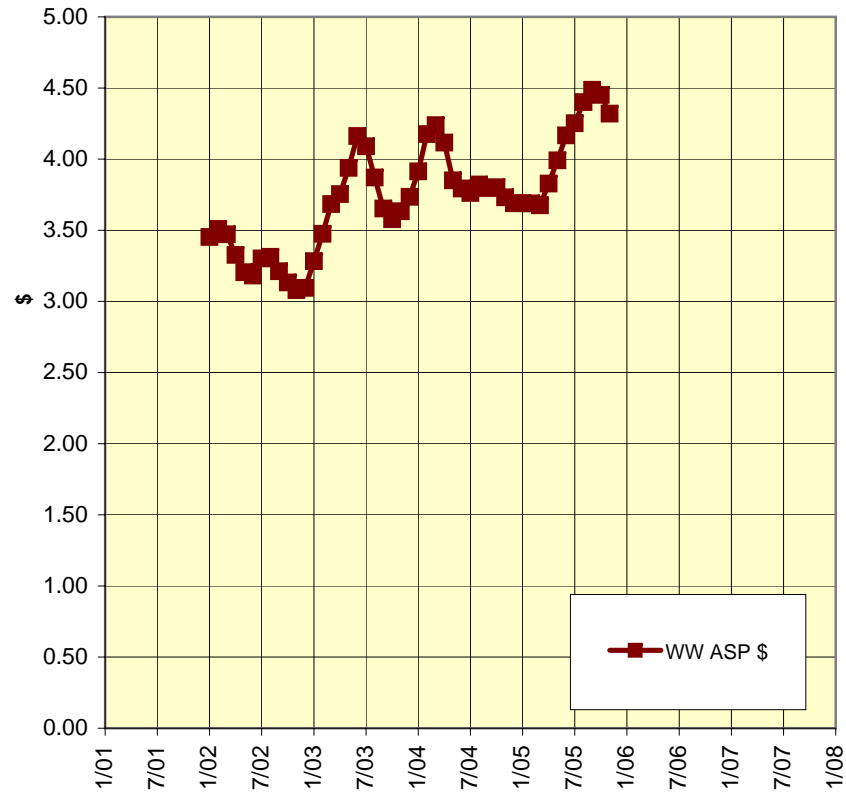


### 4. MOS Special Purpose Logic, Communication Regions Growth Rate - %



Source: Analyses by Advanced Forecasting Inc.

### 5. MOS Special Purpose Logic, Communication WW ASP



Source: Analyses by Advanced Forecasting Inc.

<b>6. MOS Special Purpose Logic, Communication Total Shipments - -1/2006</b>						
			<b>(3MMA*)</b>	<b>Current Period vs Same Period 1 Year Ago (3MMA*)</b>	<b>Sum of Last 12 Months</b>	<b>Percent Change Y/Y (on sum 12 Months)</b>
<b>Americas</b>	Million	\$	207.087	14.82%	2303.59	43.60%
<b>Europe</b>	Million	\$	170.509	-7.14%	2014.67	6.53%
<b>Japan</b>	Million	\$	127.673	26.70%	1457.35	33.98%
<b>Asia Pacific</b>	Million	\$	432.235	10.23%	4960.54	29.14%
<b>WW Dollars</b>	Million	\$	937.504	9.41%	10736.15	27.44%
<b>WW</b>	Million	Units	216.872	-5.45%	2636.25	20.55%
<b>WW ASP</b>		\$	4.320	15.77%		
<b>Americas</b>	Million	Units	N/A	N/A	N/A	N/A
<b>Europe</b>	Million	Units	N/A	N/A	N/A	N/A
<b>Japan</b>	Million	Units	N/A	N/A	N/A	N/A
<b>Asia Pacific</b>	Million	Units	N/A	N/A	N/A	N/A

\* 3MMA = 3 Month Moving Average